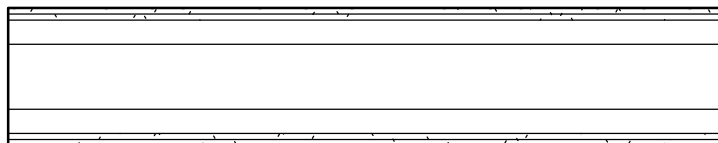
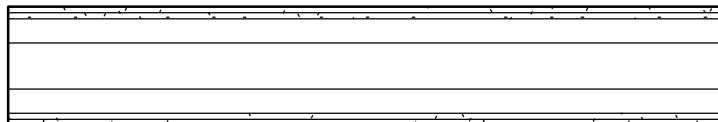
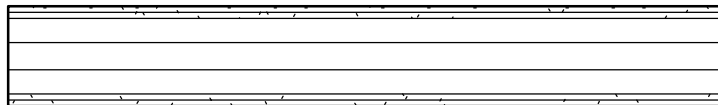
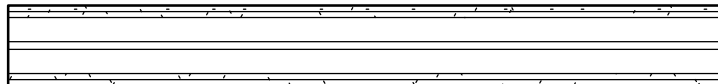


Interior-Steel Frame-Double Stud-CSR1360  
FRL – /180/180‡ OR  
120/120/120  
(From both sides)

‡ = Unique height restrictions. refer to stud selection tables in Gyprock Redbook



## Wall Schedule

Wall Name	Manufacturer	Fire Rating	Acoustic Rating
Interior-Steel Frame-Double Stud-CSR1360-212mm	CSR GYPROCK	– /180/180 OR 120/120/120 (From both sides)	ACOUSTIC OPT (A 50/44) (B 58/49) (C 61/52) (D 57/50) (E 61/50)
Interior-Steel Frame-Double Stud-CSR1360-264mm	CSR GYPROCK	– /180/180 OR 120/120/120 (From both sides)	ACOUSTIC OPT (A 51/45) (B 59/50) (C 61/52) (D 57/50) (E 62/51)
Interior-Steel Frame-Double Stud-CSR1360-314mm	CSR GYPROCK	– /180/180 OR 120/120/120 (From both sides)	ACOUSTIC OPT (A 52/46) (B 60/51) (C 62/53) (D 58/51) (E 63/52)
Interior-Steel Frame-Double Stud-CSR1360-364mm	CSR GYPROCK	– /180/180 OR 120/120/120 (From both sides)	ACOUSTIC OPT (A 53/47) (B 61/52) (C 63/54) (D 59/52) (E 64/53)

### CSR BUILDING PRODUCTS LTD

Head Office: Trinit 3, 39 DELHI RD, NORTH RYDE NSW 2113  
LOCKED BAG 1345, NORTH RYDE BC NSW 1670  
A.B.N. 55 008 631 356 Ph: 1300 306 556 www.gyprock.com.au

TITLE Interior-Steel Frame-Double Stud-CSR1360

SCALE  
1:20 @ A4

SHEET SIZE  
A4

DRAWN  
DL

DATE  
11.10.16

SHEET NO.  
1 of 1

CHECK  
DL

REVISION  
A

CSR