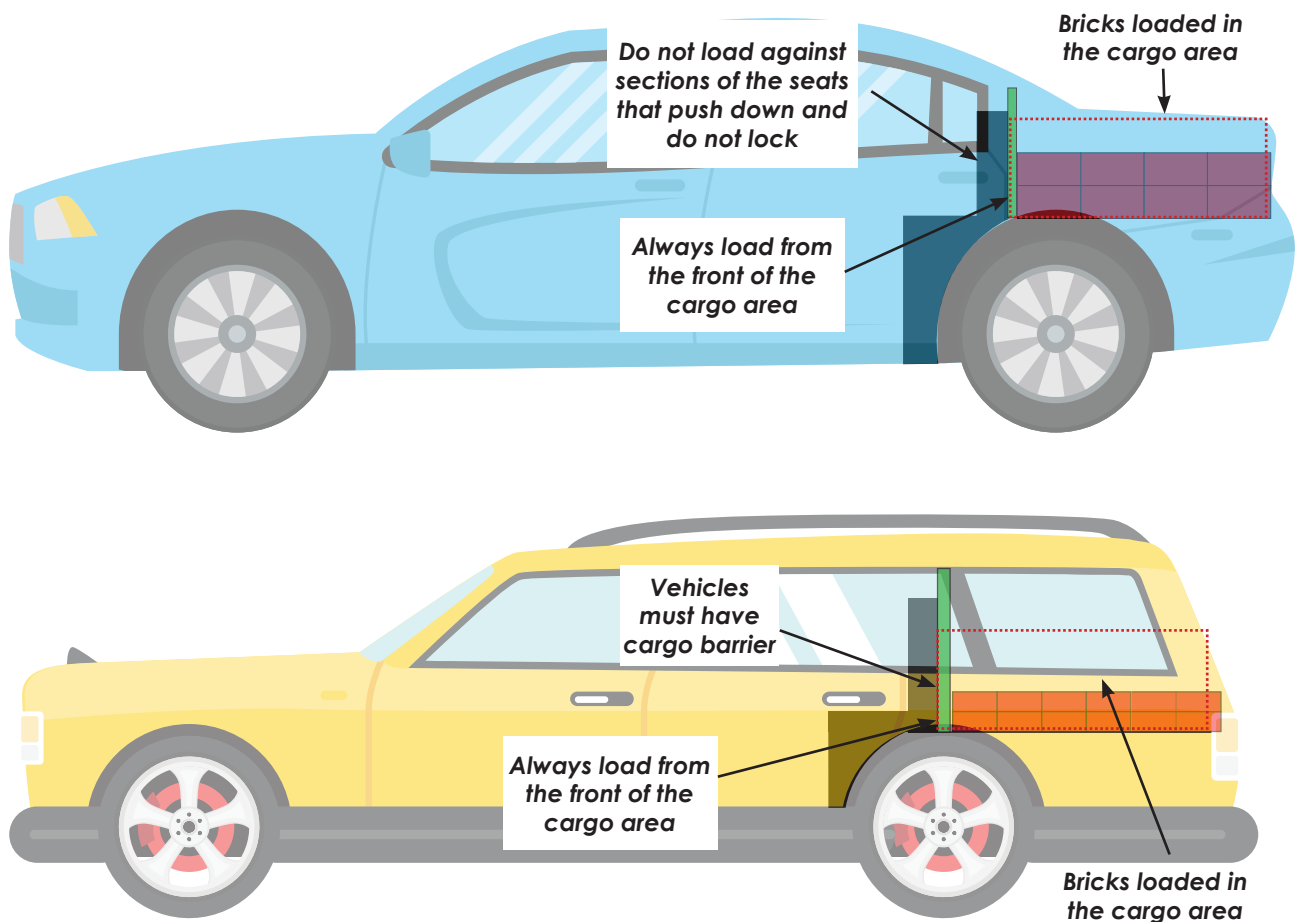


## **This Guideline**

- Covers PGH bricks and pavers loaded individual into a light vehicle and light commercial vehicles and trailers;
- Is a guide only. Please refer to relevant state laws and regulations for further details.

## **Light Passenger Vehicles**

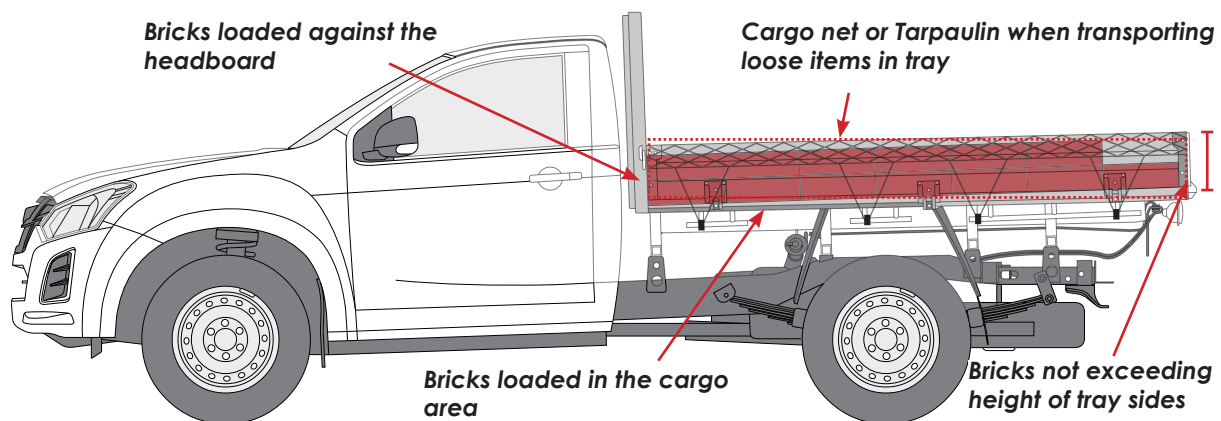
- ✓ Check Gross vehicle mass (GVM) will not be overloaded when loading bricks and pavers.
- ✓ Bricks and pavers should only be loaded in the cargo area of the vehicle
- ⚠ Vehicles must have a cargo barrier or parcel tray.
- ✗ Do not load against sections of the rear seats that push down and do not lock.
- ✓ Always load bricks and pavers from the front of the cargo area to the back.



This document is provided for guidance only. Engistics has developed this guideline to comply with the relevant standards and legislation, however it remains the responsibility of the user to ensure that the methods used are adequate for a particular situation. Additional requirements may be necessary under some conditions. Engistics makes no warranty as to the use of this guideline in all circumstances. The information contained in this guideline is confidential to and remains the property of PGH Bricks & Pavers Pty Ltd and Engistics Pty Ltd. Any changes to this guideline must be approved by Engistics.

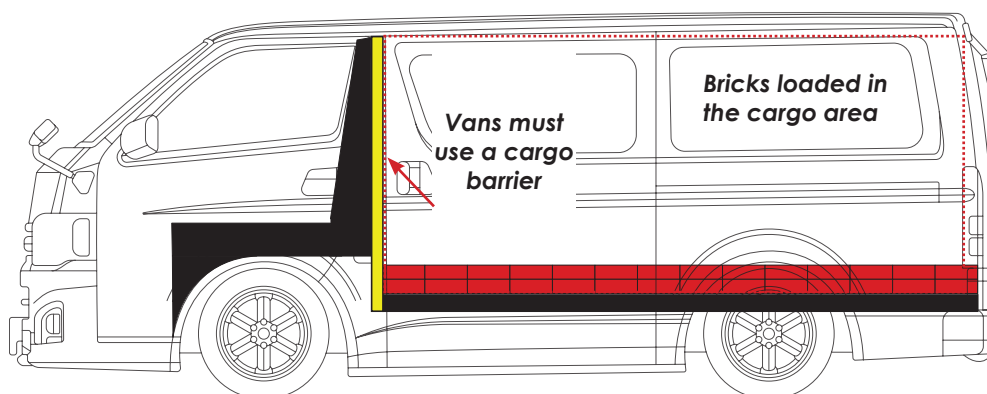
## **Light Commercial Vehicles - Utes and Trucks**

- ✓ Check Gross vehicle mass (GVM) will not be overloaded when loading bricks and pavers.
- ✓ Bricks and pavers should only be loaded in the cargo area of the vehicle.
- ✓ Bricks and pavers should only be loaded against the headboard of the vehicle tray.
- ✗ No bricks or pavers are to be loaded above the height of the tray sides.
- ⚠ Cargo net or tarpaulin must be used when transporting loose items in a vehicle tray.



## **Light Commercial Vehicles - Vans**

- ✓ Check Gross vehicle mass (GVM) will not be overloaded when loading bricks and pavers.
- ✓ Bricks and pavers should only be loaded in the cargo area of the vehicle.
- ⚠ Vans must use a cargo barrier when transporting loose items in vehicle.



## **Light Commercial Vehicles - Trailers**

- ✓ Check Gross vehicle mass (GVM) will not be overloaded when loading bricks and pavers.
- ✓ Bricks and pavers should only be loaded in the cargo area of the trailer.
- ✓ Bricks and pavers should only be loaded against the headboard of the trailer.
- ✗ No bricks or pavers are to be loaded above the height of the tray sides.
- ⚠ Cargo net or tarpaulin must be used when transporting loose items in a vehicle tray.
- ⚠ Around 5 to 10% of the weight of the trailer and its contents should be over the tow ball.

