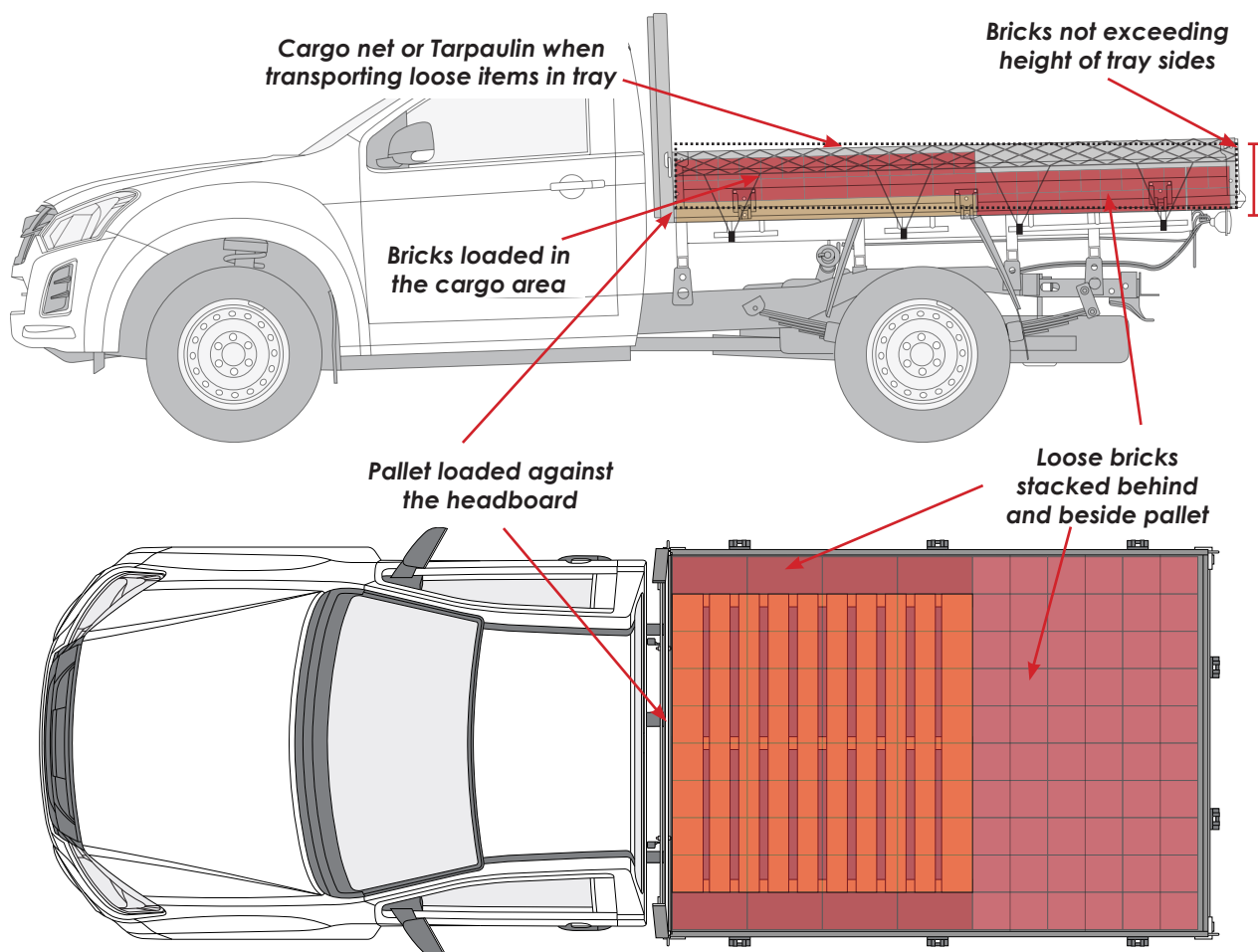


This Guideline

- Covers PGH bricks and pavers pallets part broken down and loaded into a light commercial vehicles and trailers;
- Is a guide only. Please refer to relevant state laws and regulations for further details.

Light Commercial Vehicles - Utes

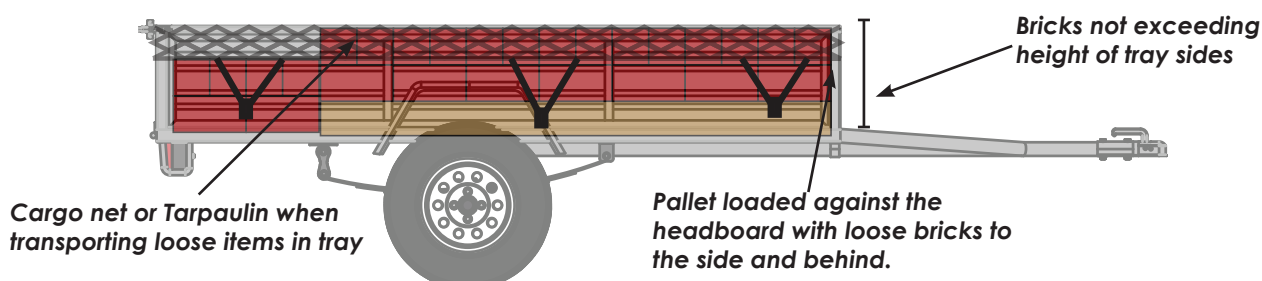
- ✓ Check Gross vehicle mass (GVM) will not be overloaded when loading bricks and pavers.
- ✓ Bricks and pavers should only be loaded in the cargo area of the vehicle.
- ✓ Pallets should only be loaded against the headboard of the vehicle tray with loose bricks and pavers stacked to the side and behind.
- ✗ No bricks or pavers are to be loaded above the height of the tray sides.
- ✓ Recommend the use of a cargo net or tarpaulin when transporting loose items in a vehicle tray.



This document is provided for guidance only. Engistics has developed this guideline to comply with the relevant standards and legislation, however it remains the responsibility of the user to ensure that the methods used are adequate for a particular situation. Additional requirements may be necessary under some conditions. Engistics makes no warranty as to the use of this guideline in all circumstances. The information contained in this guideline is confidential to and remains the property of PGH Bricks & Pavers Pty Ltd and Engistics Pty Ltd. Any changes to this guideline must be approved by Engistics.

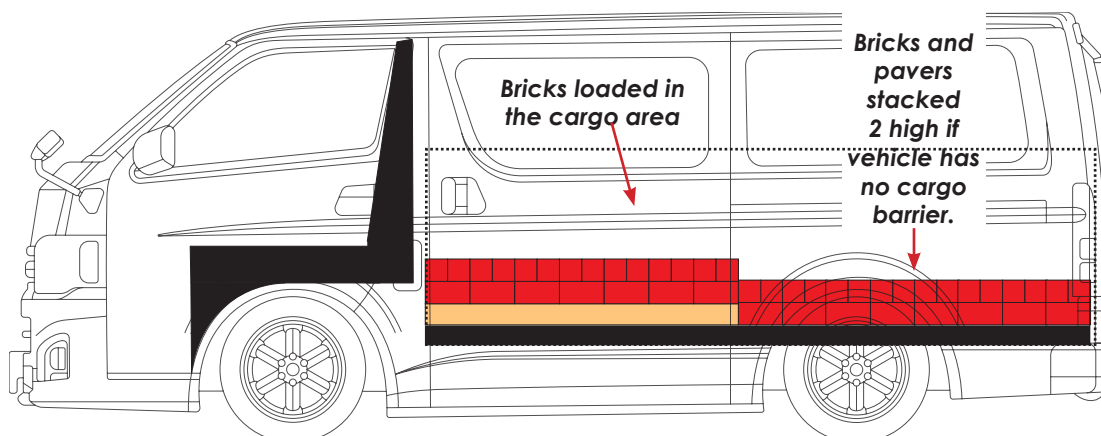
Light Commercial Vehicles - Trailers

- ✓ Check Gross vehicle mass (GVM) will not be overloaded when loading bricks and pavers.
- ✓ Bricks and pavers should only be loaded in the cargo area of the trailer.
- ✓ Bricks and pavers pallets should only be loaded against the headboard of the trailer with the remaining bricks and pavers stacked to the side and behind the pallet.
- ✗ No bricks or pavers are to be loaded above the height of the tray sides.
- ✓ Recommend the use of a cargo net or tarpaulin when transporting loose items in a vehicle tray.
- ⚠ Around 5 to 10% of the weight of the trailer and its contents should be over the tow ball.



Light Commercial Vehicles - Vans

- ✓ Check Gross vehicle mass (GVM) will not be overloaded when loading bricks and pavers.
- ✓ Bricks and pavers should only be loaded in the cargo area of the vehicle with the pallet at the front of the cargo area and the remaining bricks and pavers stacked to the side and behind.
- ⚠ Avoid loading into vans with out a cargo barrier.
- ✓ If loading into vehicle without cargo barrier recommend loading bricks or pavers only 2 high.



Light Commercial Vehicles - Light Trucks

- ✓ Check Gross vehicle mass (GVM) will not be overloaded when loading bricks and pavers.
- ✓ Bricks and pavers must only be loaded in the cargo area of the vehicle.
- ✓ Pallets must only be loaded against the headboard.
- ⚠ Full pallets permitted on light commercial trucks only.
- ✓ Full pallets packaging must be suitable and in good condition.
- ✓ Lashings must be applied to full pallets.
- ✗ Part pallets are not to be loaded above the height of the tray sides.
- ⚠ Full pallets loaded by forklift will be loaded from Despatch Office only.
- ✓ Recommend the use of a cargo net or tarpaulin when transporting loose items in a vehicle tray.

